

Prime Care Bed Model P903

HCPCS:



FIGURE A



FIGURE B



FIGURE C



FIGURE D



FIGURE E




FIGURE F




FIGURE G

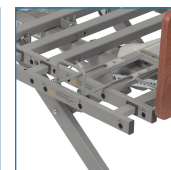


FIGURE H

- 600 lbs. weight capacity*
- 7" super low height can help minimize falls (Figure A) while 30" high working height can facilitate staff & caregiver functions (Figure B)
- Integrated width with push button expansion from 36"-39"-42" provides extra measure of comfort and dignity (Figure I)
- 80", 84" and 88" sleep surface length helps comfortably accommodate the tallest residents
- 10 function Backlit Hand Pendant includes Auto Contour, Cardiac Comfort Chair (Figure D) and under bed night light provides an added measure of security at night
- Synchronized Hi/Lo control system keeps bed level for resident comfort and positioning
- Welded Steel construction, slat support deck is durable and easy to clean
- Roll at any height convenience with 3" heavy-duty dual footprint casters plus steer control facilitate easy maneuverability (Figure H)
- Color coded, dual pedal floor lock system keeps bed securely in place when engaged (Figure G)
- Adjustable wall bumper helps protect walls and bed from damage (Figure E)
- Standard features include: adj. mattress retainers, heel lift, IV pole holders
- Optional: bed ends (two styles and three wood grain laminate colors), Assist bars, rails, deluxe assist rails, trapeze, embedded staff control, battery backup, transporter
- Trendelenburg/Reverse Trendelenburg capable with staff control option (Figure C)
- Warranty: 15 yr. on frame, lifetime on welds, 5 yr. on electronics

PRODUCTS

Description

P903	Prime Care Bed Model 903
------	--------------------------

SPECIFICATIONS

Description

Warranty	Lifetime on Welds; 15 Year on Frame; 5 years on Electrical
Weight Capacity	550 lbs
Optional Width Expansion	36"- 39"-42"
Sleep Surface	80", 84", 88"

ACCESSORIES

Description

PLTCAR	LTC Assist Rail,1PR, PR
PLTCAB	LTC Assist Bar,1PR, PR
PLTCDR	LTC Deluxe Rail,1PR, PR
P903-BBK	Battery Backup w/Bracket f/903, 1ea, EA
P903SC05	P903 Staff control for Ti-Motion Motors, EA
P903SC03	P903 Staff control for Linak Motors, EA
42BWBE-A	42" BRNWOOD BEDEND,CHERRY,EA, EA

ACCESSORIES	Description
42MCBE-FM	42" MILL CRK BED END,FIG MAHOG,EA, EA
35MCBE-A	35" MILL CRK BEDEND,CHERRY,EA, EA
42BWBE-B	42" BRNWOOD BEDEND,OKOAK,EA, EA
35BWBE-A	35" BRNWOOD BEDEND,CHERRY,EA, EA
35MCBE-B	35" MILL CRK BEDEND,OKOAK,EA, EA
35BWBE-B	35" BRNWOOD BEDEND,OKOAK,EA, EA
PARTS	Description
SP01-P903-16AE	HeadDckTruckAssmbly,Left, P903, 1/ea, EA
SP01-P903-15AE	HeadDeckTruckAssbly,Right, P903, 1/ea, EA
SP01-P903-10003E	FootDckTrckAssbly,Left, P903, 1/ea, EA
SP01-P903-10019E	HeadDeckTruckCover,Right/Left,P903, 1/e, EA
SP01-P903-10018E	FootDeckTruckCover,Right/Left,P903, 1/e, EA
SP01-P903-10004E	FootDckTrckAssbly,Right, P903, 1/ea, EA
SP01-P903-10005E	BrakeLockingPedalAssembly, P903, 1/ea, EA
SP01-P903-14AE	CasterBrakeAssbly,FootEnd, P903, 1/ea, EA
SP01-P903-13AE	Wall Bumper, P903, 1/ea, EA
SP01-P903-05AE	HdBrdMountBracketsW/Hrdw, P903, 1/pr, PR
SP01-P903-08AE	FtBrdMountBracktsW/Hrdw, P903, 1/pr, PR
SP01-UA30170361	P903/P750 FtBrd bracket locking pin,1/ea, EA
SP01-P903-10006E	Head Board Bracket Knobs , P903, 1/pr, PR
SP01-P903-10007E	PlstcCaps/Insrts,Hd/FtBrdBrckt,P903,1/p, PKG
SP01-P903-10011E	Width Mattress Retainers, P903, 4/pkg, PKG
SP01-P903-10008E	Head/FootBoardMountingScrews,P903,1/pkg, PKG
P903WE-10001E	HeadWidthExtension,Right,P903,1/ea, EA
SP01-P903-10012E	Length Mattress Retainers, P903, 1/pr, PR
P903WE-10005E	ThighWidthExtension,Left,P903,1/ea, EA
P903WE-10004E	HeadWidthExtension,Left,P903,1/ea, EA